


Second hand scooter & motorcycle buying guide




Brakes

Check for wear where possible, test for function.




Instruments & Electrics

Run through testing the lights, horn and other parts of the switchgear, make sure all functions as it should



Wheels & Tyres

Wheels - Check the wheels for damage such as bending, cracks and chips. Do the wheels roll nicely when the bike is pushed, paying attention also for any sounds.
Tyres - Look at tread depth, uneven wear, cracks or damage




Bodywork

Look for condition, any damage or inconsistencies in paint colour or appearance.




Steering

Check movement, does the steering lock work as it should, any signs of damage.




Engine

Does it start and run nicely? Check for liquid marks or any signs of damage.




Suspension

Check seals, straightness, damping when pushed and overall condition.



Fluid levels

Check levels of fluids, look for any signs of leaks. Also check the colour (as a guide very dark fluids suggest they are overdue a change).



Paperwork

Check important documents like the log book, MOT and any receipts, look for any anomalies.

Other parts

Chain & sprockets - Look at condition and suitable adjustment

Swing arm - look at overall condition and any signs of damage or wear and tear.

Exhaust - Is it road legal? Check condition and any sign of damage.